


SPACE



IP44

IK04

EVO10

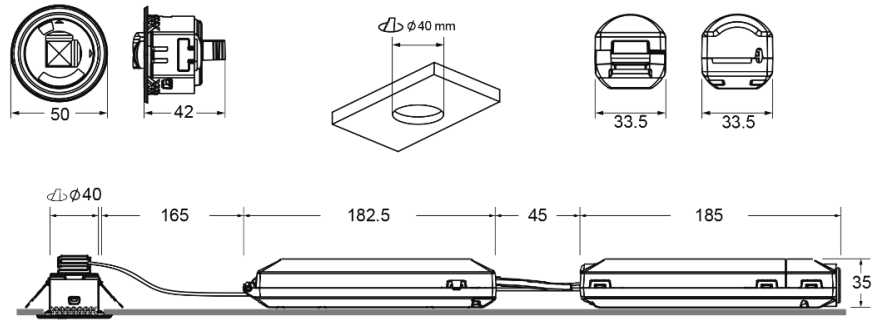


EVO10
WARRANTY
10
YEAR

— Installation —

Wall	Surface	✗
	Recessed	✗
Ceiling	Surface	✗
	Recessed	✓

— Dimensions (mm) —



— Specification —

	Body: Recycled Polycarbonate
	IP44
	IK04
	Emergency: 280 ~ 420 lm
	Autonomy: 1 h, 3 h Battery: LiFePO ₄
	Charging time: 12 h

	Supply: 230V 50Hz
	Colour temperature: 4000 K
	Working temperature: 0/40 °C
	DALI2

— Technical compliance —

EN·303·446·1 EN·60598·1 EN·60598·2·22
EN·62034 EN·62386

— Certifications —

— Range —



Wireless SmartZ®

Emergency	Type*	Lens	Dur.	Battery	Part number
280 lm	NM	Escape Route	1 h	6.4V-1.5Ah LiFePO ₄	LSLX3251LA
370 lm	NM	Escape Route +	1 h	6.4V-1.5Ah LiFePO ₄	LSLX3402LA
380 lm	NM	Corner	1 h	6.4V-1.5Ah LiFePO ₄	LSLX3403LA
400 lm	NM	Narrow	1 h	6.4V-1.5Ah LiFePO ₄	LSLX3404LA
420 lm	NM	Antipanic	1 h	6.4V-1.5Ah LiFePO ₄	LSLX3400LA
285 lm	NM	Escape Route	3 h	6.4V-3.0Ah LiFePO ₄	LSLX3251LA3
370 lm	NM	Escape Route +	3 h	6.4V-4.0Ah LiFePO ₄	LSLX3402LA3
380 lm	NM	Corner	3 h	6.4V-4.0Ah LiFePO ₄	LSLX3403LA3
400 lm	NM	Narrow	3 h	6.4V-4.0Ah LiFePO ₄	LSLX3404LA3
420 lm	NM	Antipanic	3 h	6.4V-4.0Ah LiFePO ₄	LSLX3400LA3
280 lm	NM	Escape Route	1 h	6.4V-1.5Ah LiFePO ₄	LSLX3251LW
370 lm	NM	Escape Route +	1 h	6.4V-1.5Ah LiFePO ₄	LSLX3402LW
380 lm	NM	Corner	1 h	6.4V-1.5Ah LiFePO ₄	LSLX3403LW
400 lm	NM	Narrow	1 h	6.4V-1.5Ah LiFePO ₄	LSLX3404LW
420 lm	NM	Antipanic	1 h	6.4V-1.5Ah LiFePO ₄	LSLX3400LW
285 lm	NM	Escape Route	3 h	6.4V-3.0Ah LiFePO ₄	LSLX3251LW3
370 lm	NM	Escape Route +	3 h	6.4V-4.0Ah LiFePO ₄	LSLX3402LW3
380 lm	NM	Corner	3 h	6.4V-4.0Ah LiFePO ₄	LSLX3403LW3
400 lm	NM	Narrow	3 h	6.4V-4.0Ah LiFePO ₄	LSLX3404LW3
420 lm	NM	Antipanic	3 h	6.4V-4.0Ah LiFePO ₄	LSLX3400LW3

12 / 15

*NM: Non-maintained. The luminaire operates from emergency supply only upon failure of the normal mains supply.

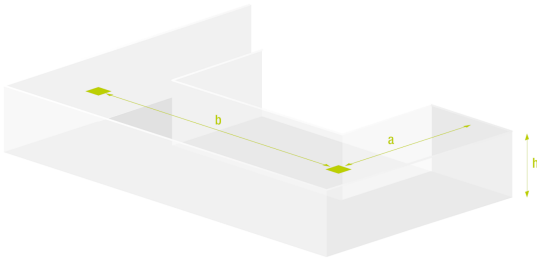
— Available colours —



For black version, add "N" at the end of the part number.

— Spacing table —

Calculated for reference LSLX3403LW3 (380 lm)



h	a	b
2 m	4,0 m	16,4 m
2.5 m	4,7 m	18,4 m
3 m	5,2 m	19,7 m
4 m	5,8 m	21,7 m
5 m	5,8 m	20,1 m

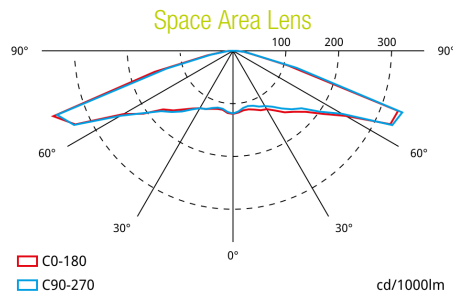

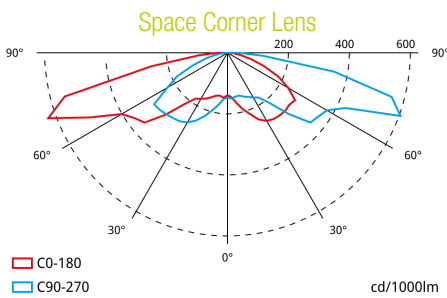
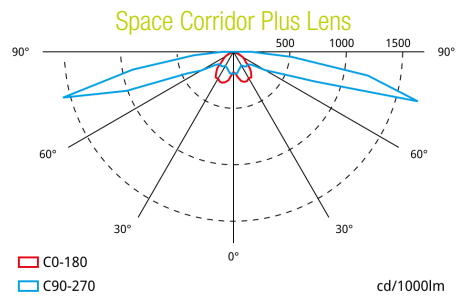
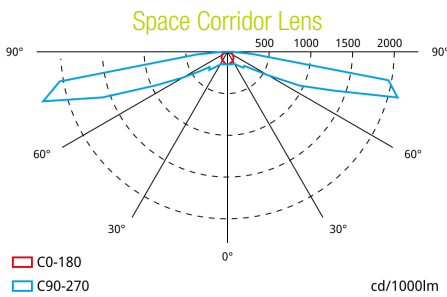
Spacing data calculated with no reflections and a maintenance factor of 0.9.

Compliant with the updated standard EN-1838:2024.

Minimum illuminance of 1 lux over a 1 m wide evacuation path.

The calculation of spacing distances is carried out considering the height of the light emission point, without taking into account the dimensions of the luminaire.

— Photometric guide —



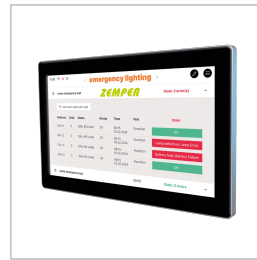
— Accessories —



ACE0065
ACC. IP65 SPACE
WHITE



CSZ003
SMARTZ CONTROL UNIT+ UPS
CSZ002+SAI002



ZWEBDALI2
CENTRAL DALI2